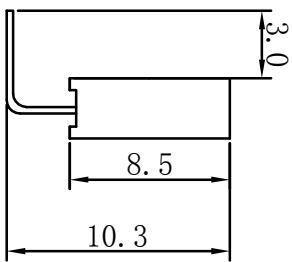
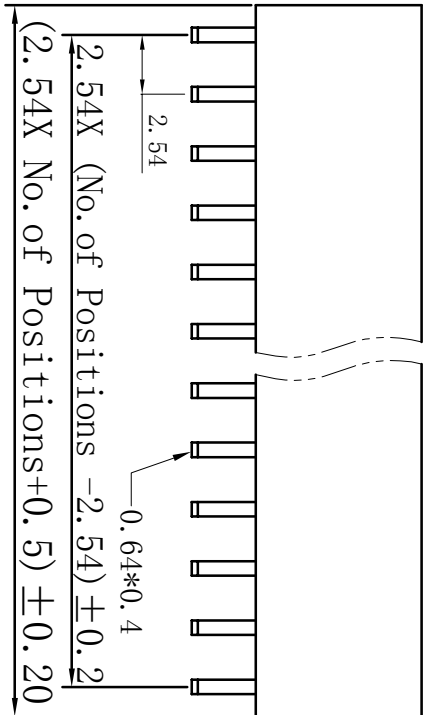
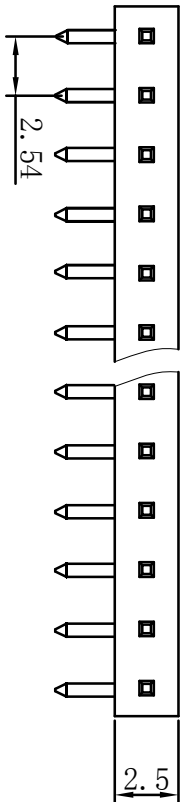
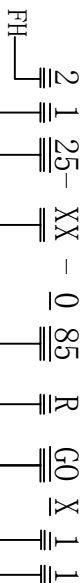


序号(NO.)	版本(REV.)	日期(DATE)	修改记录 (REVISION RECORD)
			设计 (DESIGN)
			修改说明 (DESCRIPTION)



Ordering information

Specifications:
 Current Rating: 3 Amp
 Contact resistance: 20MΩ Max
 Insulator resistance: 1000MΩ Min.
 Withstanding Voltage: 500V AC
 Operating Temperature Range: -40° ~ +105° C
 Material And Finish
 Insulator: Polyester, (PBT UL94V-0)
 Insulator Color: Black
 Contact: Brass
 Contact Plated: See Contact Plated Tab.



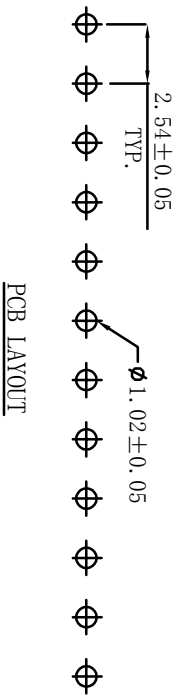
- NO. of Rows Pitch:
- 1. Single 1.08:0.8mm
 - 2. Double 2.10:1.6mm
 - 3. 12:1.27mm
 - 4. 20:2.0mm
 - 5. 28:2.54mm

- No. of PIN:
- (1-40P) 40=40P
 - 15=15P

- Plastic High: Welding:
- 20:2.0mm S:180
 - 34:3.0mm R:90
 - 43:4.0mm M:90
 - 61:4.0mm W:90SMT
 - 85:6.0mm

- Plastic Finishing:
- 1:EPG
 - 2:108
 - 3:26K
 - 4:180A
 - 5:12P

Order Part	Order Part	Order Part	Order Part	Order Part	Order Part	Order Part	Order Part	Order Part	
00	Lead Pin	1	100°	11	100°	12	100°	13	100°
01	Lead Pin	1	100°	11	100°	12	100°	13	100°
02	Lead Pin	1	100°	11	100°	12	100°	13	100°
03	Lead Pin	1	100°	11	100°	12	100°	13	100°
04	Lead Pin	1	100°	11	100°	12	100°	13	100°
05	Lead Pin	1	100°	11	100°	12	100°	13	100°
06	Lead Pin	1	100°	11	100°	12	100°	13	100°
07	Lead Pin	1	100°	11	100°	12	100°	13	100°



PCB LAYOUT

未注公差
 UNLESS OTHERWISE
 SPECIFIED TOLERANCE

线性 (LINER)

角度 (ANGLES)

品名 (TITLE):

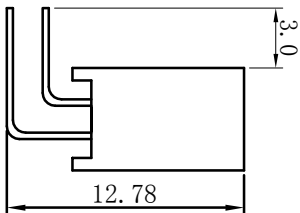
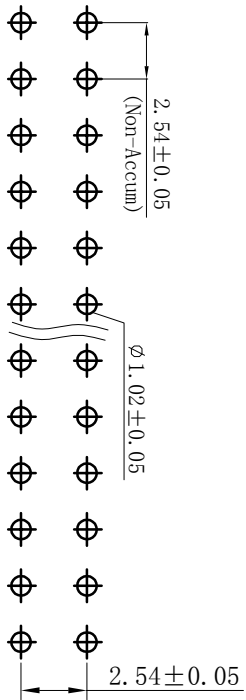
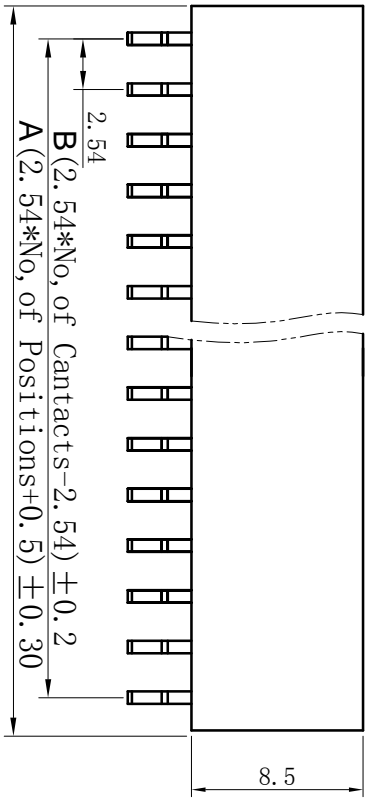
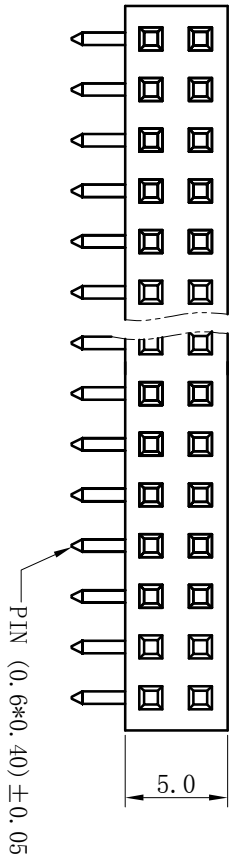
FH2.54*8.5 1*NP 90° Y端 系列图

A4

第三视角投影 THIRD ANGLE PROJECTION

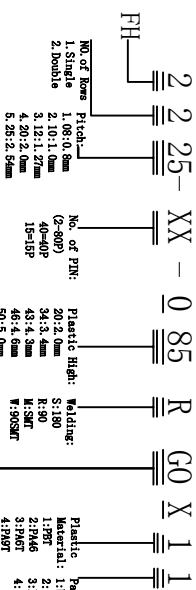
x ± 0.20	x' ± 1'	绘图 (DRAWING)	料号 (PART NO.)	2125-XX085RC0X-11
.xx ± 0.15	.xx' ± --	审核 (CHECK)	Call Wang	
.xxx ± 0.10	.xxx' ± --	核准 (APPROVED)	·Study Wang	
		日期 (DATE)	版次 (REV.)	AO
			页次 (SHEET)	10F1
			单位 (UNIT)	MM





Specifications:
 Current Rating: 3 Amp
 Contact resistance: 20MΩ Max
 Insulator resistance: 1000MΩ Min.
 Withstanding Voltage: 500V AC
 Operating Temperature Range: -40° ~ +105° C
 Material And Finish
 Insulator: Polyester, (PBT UL94V-0)
 Insulator Color: Black
 Contact: Brass
 Contact Plated: See Contact Plated Tab.

Ordering information



Order Part	Material	Parting	Height	Pin	Rows
01	100	1	20	2	2
02	100	2	34	2	2
03	100	3	40	2	2
04	100	4	43	2	2
05	100	5	45	2	2
06	100	6	52	2	2
07	100	7	54	2	2

线性 (LINER)	角度 (ANGLES)
X ± --	X' ± ± ±
.X ± 0.20	.X' ± ± ±
.XX ± 0.15	.XX' ± ± ±
.XXX ± 0.10	.XXX' ± ± ±

未注公差 UNLESS OTHERWISE SPECIFIED TOLERANCE	品名 (TITLE):
第三级角投影 THIRD ANGLE PROJECTION	FH2.54*8.5 2*NP 90° Y端 系列图



A4

绘图 (DRAWING)	审核 (CHECK)	批准 (APPROVED)	日期 (DATE)
Subdrawing	Call Wang	日期	
料号 (PART NO.):	图号 (DWG NO.):	比例 (SCALE)	单位 (UNIT)
2225-XX085RC0X-11		1:1	MM
版次 (REV):	版次 (REV):	页次 (SHEET)	10F1